

Data sheet | Item number: 2000-559

Modular TOPJOB®S connector; modular; for jumper contact slot; 9-pole;  
1,00 mm<sup>2</sup>; gray



2000-559



RoHS    
Compliant

[BOMcheck.net](https://www.bomcheck.net)

Color:

Data

Electrical data

### Ratings per IEC/EN 60664-1

Rated voltage (III / 3)	500 V
Rated impulse voltage (III / 3)	6 kV
Rated current	13.5 A

### Approvals per CSA

Rated voltage CSA (Use Group B)	300 V
Rated current CSA (Use Group B)	10 A
Rated voltage CSA (Use Group C)	300 V
Rated current CSA (Use Group C)	10 A

### Connection data

Connection technology	Push-in CAGE CLAMP®
Actuation type	Open Tool Slot
Nominal cross section	1 mm <sup>2</sup>
Solid conductor	0.14 1.5 mm <sup>2</sup> / 24 16 AWG
Solid conductor, push-in termination	0.5 1.5 mm <sup>2</sup> / 20 16 AWG
Fine-stranded conductor	0.14 1.5 mm <sup>2</sup> / 24 16 AWG
Strip length	9 11 mm / 0.35 0.43 inch
Note (conductor cross-section)	Depending on the conductor characteristic, a conductor with a smaller cross section can also be inserted via push-in termination.
Total number of connection points	9
Total number of potentials	9
Type of wiring	Side-entry wiring
No. of poles	9

### Geometrical Data

Width	33 mm / 1.3 inch
Module width	3.5 mm / 0.138 inch

### Mechanical data

Marking level	Center/side marking
---------------	---------------------

### Material Data


Color	gray
Insulating material	Polyamide 66 (PA 66)
Weight	17.3 g

## Commercial data


Country of origin	DE
GTIN	4055143394628
Customs Tariff No.	85366990990

## Approvals / Certificates

### Radio-Approvals

Logo	Approval	Additional Approval Text	Certificate name
	CSA DEKRA Certification B.V.	C22.2 No. 158	2130762

### Country specific Approvals



Logo	Approval	Additional Approval Text	Certificate name
	CSA DEKRA Certification B.V.	C22.2 No. 158	2130762

## Compatible products




### Strain relief plate

	Item no.: 734-329 Strain relief plate; gray	734-329
--	--	---------




### Marking accessories

	Item no.: 2009-110 Marking strips; on reel; not stretchable; plain; snap-on type; white	2009-110
	Item no.: 793-3501 WMB marking card; as card; plain; snap-on type; white	793-3501

### tools

	Item no.: 210-647 Operating tool; Blade: 2.5 x 0.4 mm; with a partially insulated shaft	210-647
	Item no.: 210-648 Operating tool with partially insulated shaft; Blade (2.5 x 0.4) mm; short; angled	210-648
	Item no.: 210-719 Operating tool; Blade: 2.5 x 0.4 mm; with a partially insulated shaft	210-719

## ferrule

	<b>Item no.: 216-241</b> Ferrule; Sleeve for 0.5 mm <sup>2</sup> / 20 AWG; insulated; electro-tin plated; electrolytic copper; gastight crimped; acc. to DIN 46228, Part 4/09.90; white	216-241
	<b>Item no.: 216-242</b> Ferrule; Sleeve for 0.75 mm <sup>2</sup> / 18 AWG; insulated; electro-tin plated; electrolytic copper; gastight crimped; acc. to DIN 46228, Part 4/09.90; gray	216-242
	<b>Item no.: 216-243</b> Ferrule; Sleeve for 1 mm <sup>2</sup> / AWG 18; insulated; electro-tin plated; electrolytic copper; gastight crimped; acc. to DIN 46228, Part 4/09.90; red	216-243

## check

	<b>Item no.: 210-136</b> Test plug; 2 mm Ø; with 500 mm cable; red	210-136
	<b>Item no.: 210-137</b> Test plug; 2.3 mm Ø; with 500 mm cable; yellow	210-137

## Downloads

## Documentation

## Bid Text

2000-559		docx 15.3 kB	Download
----------	--	-----------------	----------

## Additional Information

Technical explanations	Apr 3, 2019	pdf 2.1 MB	Download
------------------------	-------------	---------------	----------

## CAD/CAE - Smart Data

## CAD data

3D Download 2000-559		URL	Download
----------------------	--	-----	----------

## EPLAN

EPLAN Data Portal			Download
-------------------	--	--	----------

Subject to changes.